

Σ Single Pipe Ground Mount



Advantages





- Easy installation
- Safety and reliability
- Cost saving
- Anti-corrosion and anti-rust

Technical Data

- Installation site: Open field ground mount
- Foundation: Sigma Pile driving or with concrete pouring
- Mount tilt angle: 0-45 Degree
- Wind velocity: Up to 60m/s
- Snow load: Up to 1.4KN/M²
- Main Components: Q235B & Q345 High class hot galvanized (80μ)
- Accessories: Stainless steel fastening
- Duration: More than 30 years



Main Components:

Main Beam	Sigma Pile	Rail C62	Rail splice
			
Support Bracing	Mid-clamp	End-clamp	Rail cap
